



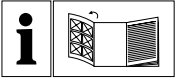
LED BULB STRING LIGHTS

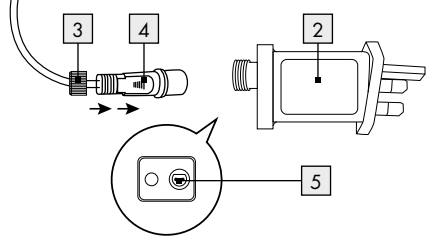
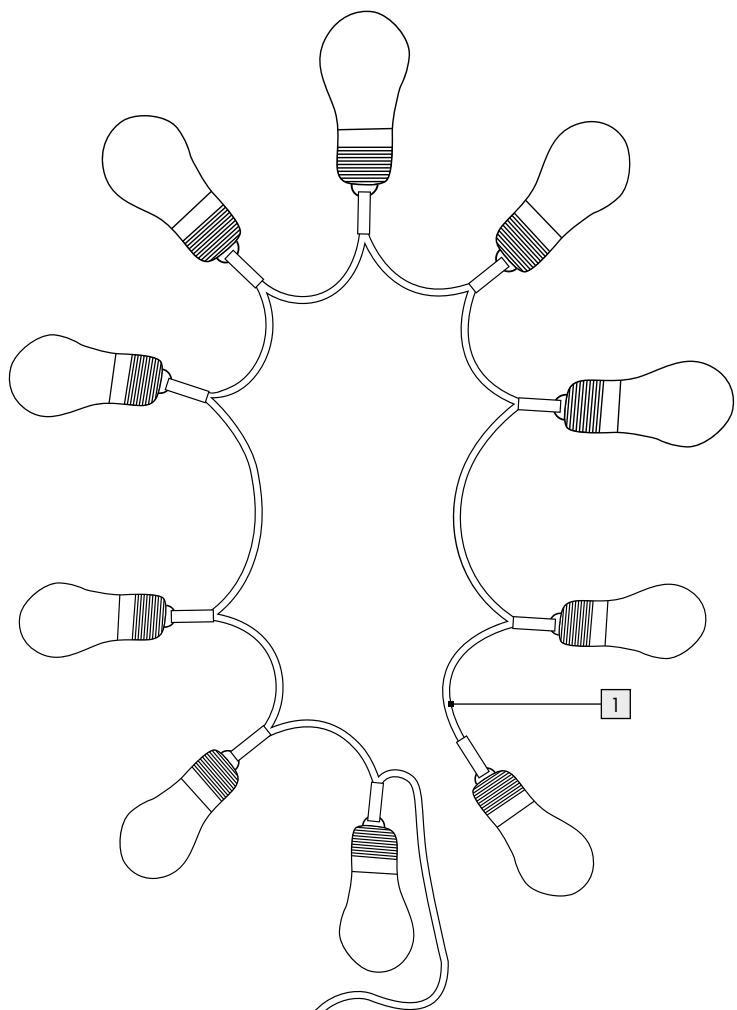
GB IE NI

LED BULB STRING LIGHTS













Operation and safety notes

IAN 384947_2107





| | |
|--------------------------------------|---------|
| List of pictograms used | Page 6 |
| Introduction | Page 6 |
| Proper use | Page 6 |
| Parts description | Page 6 |
| Technical data | Page 7 |
| Included items | Page 7 |
| Safety information | Page 7 |
| Before use | Page 8 |
| Start-up | Page 8 |
| Timer function | Page 8 |
| Cleaning and care | Page 9 |
| Disposal | Page 9 |
| Warranty | Page 9 |
| Warranty claim procedure | Page 9 |
| Service | Page 10 |

| List of pictograms used | | |
|--|---|--|
|  | Observe caution and safety notes! |  This icon indicates that the product is mains operated. |
|  | Alternating current / voltage |  Polarity of output terminal |
|  | Direct current / voltage |  This product is suitable for indoors and outdoor use. |
|  | Never leave children unattended with packaging materials or the product. |  Plugs for indoor use only. |
|  | Short-circuit-proof safety isolating transformer | IP44 Splashproof |
|  | Independent lamp control gear |  Non dimmable |
| W | Watt (Effective power) |  Safety class II |
| CE | CE mark indicates conformity with relevant EU directives applicable for this product. | UKCA UKCA mark indicates conformity with relevant Great Britain regulations applicable for this product. (The UKCA mark logo is valid in Great Britain only.) |

LED bulb string lights

● Introduction


We congratulate you on the purchase of your new product. You have chosen a high quality product. The instructions for use are part of the product. They contain important information concerning safety, use and disposal. Before using the product, please familiarise yourself with all of the safety information and instructions for use. Only use the product as described and for the specified applications. If you pass the product on to anyone else, please ensure that you also pass on all the documentation with it.

● Proper use



This product is suitable for use indoors and outdoors. This product is intended for use in private, domestic environment

only and not for commercial purposes or for use in other applications.

-  Plugs for indoor use only.

● Parts description

- 1 Light chain
- 2 Mains adapter
- 3 Union nut
- 4 Plug lead
- 5 ON/OFF button

● Technical data

Light chain + Mains adapter:

Total power consumption:
HG06008A-BS: 3.6 W
HG06008B-BS: 4.7 W


Light chain:

Operating voltage: 12 V===
HG06008A-BS: 2.4 W,
HG06008B-BS: 3.6 W
LEDs: 3 V===
(LEDs are non-replaceable) x 30
Protection system: IP44 (splashproof)

Mains adapter:

Nom. voltage, primary: 220-240V~, 50/60 Hz
Nom. voltage, secondary: 12 V===

3.6 W for Model
HG06008B-BS,
2.4 W for Model
HG06008A-BS

Protection class: II / 
Mains adapter (Model A (S024B120N2D)
Model B (S036B120N2D))

SELV: Safety extra low voltage
Ta: Maximum rated ambient temperature
Tc: Rated maximum operating temperature of the case of a controlgear


● Included items

- 1 LED bulb string lights
- 1 Mains adapter
- 1 Operating instructions





Safety information

YOU SHOULD STORE ALL SAFETY INFORMATION AND INSTRUCTIONS IN A SAFE PLACE IN CASE YOU NEED TO REFER TO THEM AGAIN IN THE FUTURE!

-  Always keep children away from the product.
- This product is not a toy and should not be played by children. Children are not able to understand the dangers that can occur when handling this product.
- This product can be used by children aged from 8 years and above and persons with reduced physical, sensory or mental capabilities or lack of experience and knowledge if they have been given supervision or instruction concerning use of the product in a safe way and understand the hazards involved. Children shall not play with the product. Cleaning and user maintenance shall not be made by children without supervision.
- Ensure that the product is installed by suitably experienced or qualified persons only.
- ▲ **CAUTION! RISK OF OVERHEATING!**
Do not operate the product inside the packaging.
- After use, keep the product in the packaging to prevent unwanted damage.
- Do not pull the light chain and make sure it is laid down properly so that no one walks or trips over it.
- Do not attach any other objects to the product.



Avoid the danger of death from electric shock!

- Only use the mains adapter provided for the light chain.
- Before connecting the product to the mains you should always check the product and the mains adapter  for any damage.
- Never use the product if you discover that it is damaged in any way.
- This product's external flexible wiring is non-replaceable. Hence if it becomes damaged you must dispose of the entire product.
- Never open any of the electrical parts or insert any kind of object into them.
- Protect the light chain from sharp edges, mechanical loads and hot surfaces.
- Do not install with sharp fasteners or nails.
- Always unplug the mains adapter  from the socket before installation, dismantling or cleaning.

- Never touch the mains adapter **2** plug or the product itself with wet hands.
 - The product must not be electrically connected to other light chains.
 - If the product is not in use for any length of time (e.g. holidays), disconnect them from the mains adapter.
 - If you have any questions about the product or are unsure about any of its aspects, please seek the advice of an electrical equipment specialist.
 - Only use the product with the supplied mains adapter **2** all warranty claims will otherwise expire.
 - The product is protected against splash water (IP44). This protection type will only be maintained if the electrical socket used also complies with at least this protection type.
 - This product is intended for use outdoors but should be plugged into a socket which is located in an indoor location (e.g. a shed, garage or pouch).
 - The socket into which this product is plugged must be protected by a residual current circuit breaker (RCD) with a trip current not greater than 30 mA.
 - Sockets positioned outdoors for use with this product should be of a type which is adequately water proof for an outdoor location and should be located at least 2.5 m from the nearest body of water or any location where water may collect.
 - Please note that the mains adapter **2** will still use some energy even when the light chain **1** have been switched off if the mains adapter **2** is still plugged in. To switch the product off completely, unplug the mains adapter **2** from the socket.
 - The LEDs are non-replaceable.
 - If the LEDs have reached the end of their lives, the entire product must be replaced.
 - Never attempt to install a separate bulb into a E27 socket.
 - Never remove light bulbs and install them in mains voltage sockets.
- **⚠ WARNING!** This lighting chain must not be used without all gaskets being in place.
 - The LED driver can only be replaced by a professional

● Before use

Note: Please remove all packaging material from the product.

● Start-up

- Insert the plug of the lead **4** into the socket of the mains adapter **2**.
- Tighten the union nut **3** clockwise.
- Plug the mains adapter **2** into an easy to access socket!
- Please note that the mains adapter **2** will still use some energy even when the product has been switched off if the mains adapter **2** is still plugged in. To switch the product off completely, unplug the mains adapter **2** from the socket.

● Timer function

The ON/OFF button **5 has three functions:**

1 x push of the button:

- The product lights up continuously.

2 x push of the button:

- The product lights up continuously for 6 hours and then switches itself off for 18 hours. The product will then switch on again for 6 hours at the allocated time and then switch off for 18 hours.


Note: The ON/OFF button **5** lights up when the timer function has been activated.

3 x push of the button:


- The product is switched off.

● Cleaning and care

⚠ CAUTION! DANGER OF ELECTRIC SHOCK!

First pull the mains adapter  out of the mains socket.

⚠ CAUTION! DANGER OF ELECTRIC SHOCK!

For reasons of electrical safety the mains adapter  must never be cleaned with water or other liquids or immersed in water.

- Do not use any solvents, petrol or similar items. This would damage the product.
- Only a dry, lint-free cloth should be used for cleaning.

● Disposal

The packaging is made entirely of recyclable materials, which you may dispose of at local recycling facilities.



Observe the marking of the packaging materials for waste separation, which are marked with abbreviations (a) and numbers (b) with following meaning: 1–7: plastics / 20–22: paper and fibre-board / 80–98: composite materials.



The product and packaging materials are recyclable, dispose of it separately for better waste treatment. The Triman logo is valid in France only.



Contact your local refuse disposal authority for more details of how to dispose of your worn-out product.



To help protect the environment, please dispose of the product properly when it has reached the end of its useful life and not in the household waste. Information on collection points and their opening hours can be obtained from your local authority.

● Warranty

The product has been manufactured to strict quality guidelines and meticulously examined before delivery. In the event of product defects you have legal rights against the retailer of this product.

Your legal rights are not limited in any way by our warranty detailed below.

The warranty for this product is 3 years from the date of purchase. The warranty period begins on the date of purchase. Please keep the original sales receipt in a safe location. This document is required as your proof of purchase.

Should this product show any fault in materials or manufacture within 3 years from the date of purchase, we will repair or replace it – at our choice – free of charge to you. This warranty becomes void if the product has been damaged, or used or maintained improperly.

The warranty applies to defects in material or manufacture. This warranty does not cover product parts subject to normal wear, thus possibly considered consumables (e.g. batteries) or for damage to fragile parts, e.g. switches, rechargeable batteries or glass parts.

● Warranty claim procedure

To ensure quick processing of your case, please observe the following instructions:

Please have the till receipt and the item number (IAN 384947_2107) available as proof of purchase.

You will find the item number on the rating plate, an engraving on the front page of the instructions for use (bottom left), or as a sticker on the rear or bottom of the product.

If functional or other defects occur, please contact the service department listed either by telephone or by e-mail.

You can return a defective product to us free of charge to the service address that will be provided

to you. Ensure that you enclose the proof of purchase (till receipt) and information about what the defect is and when it occurred.

● Service

GB Service Great Britain

Tel.: 08000569216

E-Mail: owim@lidl.co.uk

IE Service Ireland

Tel.: 1800 200736

E-Mail: owim@lidl.ie

NI Service Northern Ireland

Tel.: 0800 0927852

E-Mail: owim@lidl.ie



Plugs for indoor use only.

**CE IP44 UK
CA**

OWIM GmbH & Co. KG

Stiftsbergstraße 1
74167 Neckarsulm
GERMANY

Model-No.: HG06008A-BS/HG06008B-BS
Version: 03 / 2022

Last Information Update: 11 / 2021
Ident.-No.: HG06008A/B-BS112021-GB/IE



IAN 384947_2107